

# Venturing Leader Training



Every youth deserves a trained leader... and every leader deserves to be trained!

Old Colony Council


The success of every Scouting program depends on having well-trained leaders. They not only bring a quality program to their units, but they also have more fun doing it. Everything we do in Scouting has a purpose. Training is the key to recognizing, understanding, and achieving the purpose behind every activity. **If you're a registered adult leader, there's a training course for you!**





## National Requirements

- All registered adults must take Youth Protection training. New leaders have to take this training before they can register. Everyone must re-take the course every two years.
- At some point in the next few years, the BSA intends to require all "direct contact" leaders (including Crew Advisors and Associate Advisors) to earn the "Trained" patch for their position.

The BSA's database has a record of who's taken training. When it's time for your crew's annual charter renewal, the Council will check the database to make sure your adult leaders have met the requirements.

## Required Courses to be "Trained" for Your Position

Key:  = online     = in-person

<b>1</b>	<b>Venturing Youth Protection</b> Explains BSA policies and precautions. <b>This course is different from the standard BSA Youth Protection course.</b>	
<b>2</b>	<b>Fast Start</b> A quick introduction to Scouting.	
<b>3</b>	<b>This Is Scouting</b> A 50-minute introduction to the values, aims, history, funding, and methods of Scouting.	
<b>4</b>	<b>Venturing Leader Specific</b> An introduction to the methods of Venturing and the responsibilities of a Crew Advisor. Typically offered once in the fall and once in the spring.	

## Other Courses

### Wood Badge

BSA's core leadership skills training, designed to help every adult grow as a leader. Offered annually. For more information, visit <http://woodbadge.oldcolonycouncil.org/>.



### Powderhorn

A course designed to help Venturing leaders and Scouters safely conduct outdoor activities. This course is based on the Venturing Ranger requirements, and it is usually offered once a year somewhere in the area.



### Weather Hazards

A discussion of planning and decision-making to ensure a safe outing. To get a tour permit, at least one leader on the trip must have completed this training.



### Other Supplemental Courses

BSA offers many other online courses such as Trek Safely, Safe Swim Defense, and Safety Afloat. Other in-person courses happen periodically, too.



## How to Get Training Online

You can access your personal training records and take the courses you need at <http://www.myscouting.org/>. Here's what you'll need:

- A computer with access to the Internet.
- A "MyScouting" account.

**How do I set up a "MyScouting" account?** Go to <http://www.myscouting.org/>, click "Create an Account," and follow the steps. If you are already registered as an adult leader, you'll be asked to enter your BSA Member ID number, which is on your registration card (see above). Your unit leader can also help you find your number. If you're not registered yet or can't find your Member ID, you can skip this step and still set up an account.



**How does MyScouting work?** When you create your account, you will pick a user name and password. You'll need this user name and password every time you log in. When you log in, you'll see a link to "E-Learning" on the left. Click here to see the courses you've taken and other courses you can take. When you complete an online course, you can print a copy of the certificate for your files. You can also re-print the certificate later.

**How do I add my Member ID number to my account?** If you originally set up an account without your Member ID number, you should go back and add it later. Just log in and click "Update My Profile," then pick Old Colony Council from the list and enter your Member ID number.

**What if I don't have a computer or Internet access?** You can take these courses any place you can find a computer with Internet access: a friend's house, the public library, or perhaps at a crew meeting.

**Do I have to be good at using a computer?** No advanced computer skills are needed! You basically have to be able to watch a movie on screen, click a few buttons, and answer some multiple-choice questions.

## For More Information

- Your crew should have a "training coordinator" who can help you get the training you need
- Old Colony Council training website: <http://www.oldcolonycouncil.org/training.htm>
- Christian Widmark, Council staff / Venturing Representative: [christian.widmark@scouting.org](mailto:christian.widmark@scouting.org)
- Brian McCormick, Council staff / Training Representative: [brian.mccormick@scouting.org](mailto:brian.mccormick@scouting.org)
- Lisa Cummings, Venturing Trainer: [lcummings68@aol.com](mailto:lcummings68@aol.com)
- Jane Egan, Seven Rivers District Venturing Representative: [crew420norwood@gmail.com](mailto:crew420norwood@gmail.com)
- Jim Rothwell, Great Ponds District Venturing Representative: [jrothwell1941@comcast.net](mailto:jrothwell1941@comcast.net)
- Mark Guidiboni, Cranberry Harbors District Venturing Representative: [mguido15@comcast.net](mailto:mguido15@comcast.net)
- Frank W. Ray, Squanto District Venturing Representative: [frank417@comcast.net](mailto:frank417@comcast.net)
- Cyndi Norton, Venturing Advocate and Advisor: [cyndinorton@verizon.net](mailto:cyndinorton@verizon.net)
- Paul Norton, Council Training Chair: [paulnorton@verizon.net](mailto:paulnorton@verizon.net)